



Activity Booklet

If You Ever Want to Bring a Circus to the Library, Don't! **Written and illustrated by Elise Parsley**

If you see a poster that says "You Can Do Anything at the Library!", it is NOT giving you permission to put on a circus! But Magnolia doesn't see any problem with setting up her own big top.

Circus Mirandus **Written by Cassie Beasley**

Even though his awful Great-Aunt Gertrudis doesn't approve, Micah believes in the stories his dying Grandpa Ephraim tells him of the magical Circus Mirandus: the invisible tiger guarding the gates, the beautiful flying birdwoman, and the magician more powerful than any other—the Man Who Bends Light. With his friend Jenny Mendoza in tow, Micah sets out to find the Circus and the man he believes will save his grandfather.


The Circus Ship **Written and illustrated by Chris Van Dusen**

After courageously swimming to shore when the ship that they are traveling on sinks and the wretched captain does nothing to rescue them, circus animals find a way to become a valued part of a coastal community.

King of the Tightrope: When the Great Blondin Ruled Niagara

Written by Donna Janell Bowman and illustrated by Adam Gustavson

In 1859, Jean-Francois Gravelet, known as The Great Blondin, walked across the Niagara River on a tightrope. What kind of man would do something like that? And more importantly, how do you become that man?



CIRCUS THEMED GAMES

Feed the Elephants

Grab some tweezers, a few bowls (or paper towel tubes) and pompoms (or even real peanuts!) and set the kids loose to feed the elephants!

Tin Can Alley - stock up 5 tin cans and get balls to throw at them

Balloon Game - blow up the balloons and do a balloon race

Tight rope - put a piece of material on the floor and get the children to balance walking from one side to another

Elephant trainer

One child plays the role of the trainer and stands with his back to the rest of the group at the opposite end of the daycare. The rest of the children are elephants who move in a line towards their trainer. From time to time, the trainer turns around. The elephants must immediately freeze. If an elephant moves, the trainer names him, and the child must sit down until the next round.

Balance Build a tower of objects or have children walk while balancing an object on their head.

Feather Balancing Trick

Equipment: straight peacock feather

Step 1: Hold out hand, palm facing up.

Step 2: Position feather in centre of hand.

Step 3: Keep feather straight and upright by adjusting hand position and moving with the feather as needed.

Use all the worksheets at the back of the booklet to fill games time - all libraries will have copies of these sheets available from staff on the day.

Let's create.....art attack!

YOUR MISSION TODAY! To complete the activities below!

Get the kids to bring in their own marbles and tin cans

Marble Run

Build a marble run for a fun carnival game and have kids move from one point to another to retrieve their marble to race!



DIY Coffee Can Stilts

Don't get caught clowning around on this pair of DIY coffee can stilts!



Make a Trapeeze artist

3D Circus Stars with a wild mane, a long trunk or crazy clown hair are fun to make with curled strips of paper.

Make your own Circus Poster



Making Music Magic!

Learn the Hokey Pokey Circus Song

You put your clown foot in
You take your clown foot out
You put your clown foot in
And you shake it all about
You do the hokey pokey
And you turn yourself about
That's what it's all about
You put your monkey tail in
You take your monkey tail out
You put your monkey tail in
And you shake it all about
You do the hokey pokey
And you turn yourself about
That's what it's all about

CIRCUS CHARACTERS

Ring Master, Tight Rope Walker, Jester, Food vendors, Elephant, Tiger, Dog, Seal, Lion, Lion Tamer, Fire Eater, Clown.

Pic one of the above and use an instrument or noise to illustrate this character.

Create a music piece introducing each character instrument in to the circus ring until all characters are represented.

Create a musical piece with the children for the following poem.

1 elephant wearing a hat
2 lions, very big cats
3 monkeys, making us laugh
4 clowns with noses so red
5 acrobats flying in the air
1, 2, 3, 4, 5...the circus is live!

Get the children to write their own poem about the circus and use the instruments to express the words.

DRAMA

Emily and the Clowns

Emily was going to spend the day at the circus with her friends. When they arrived, they were told that all six clowns were sick and that they could not be in the show. Emily and her friends thought that, if they practiced, they could be the clowns in the next day's show.

Children walking around the room as if:

- They are 50 kilograms heavier
- Their knees have turned to jelly
- They can't control their legs and arms
- They are invisible and can move silently

Silly Walks

As a warm up exercise ask everyone to walk around the space and to stop when you clap your hands. Then after trying that two or three times to freeze in a funny position. While holding that position ask the class to think of a funny way of moving around the space and to try it out when you clap your hands. Repeat this two or three times.

Let's all be.. in the Circus!

Younger children will enjoy becoming all the different animals in a Circus. A good drama game is "let's all be" with a circus theme. Teacher says "let's all be monkeys", and after everyone has been monkeys , "lets all be tigers" , etc. You can also include, tightrope walkers, clowns, jugglers etc. Or circus activities "let's all be putting up the big top", let's all be sweeping the sawdust ring". The children can be encouraged to suggest acts..

Lions

Children can be fierce lions, sleepy lions following the commands "Here are the fierce lions" they enter the 'circus ring',. They learn the following commands
dua dua - prowl around low
suasua kneelup,wavepaws
leone leone stretch right up and roar
sonnosonno lionsgotosleep
When the lion trainer turns away and says

"It has taken me many years to train the lions and now you can see they are sleeping..."

The lions wake up and try and creep up on the lion trainer before the trainer hears them and stops them with a quick "dua dua".

The Disappearing Acts

During the Magic Circus the acts have left the show. We are not told why. In pairs make up a scene between the Ringmaster and an act of your own choice which leads to the act leaving.

I want my money back

Make up a scene between the box office person and an angry customer.

I want my money back

Make up a scene between the box office person and an angry customer.

What happens next?

Two clowns rush towards each other, stop, shake hands, what happens next?

Funny Faces

Which parts of the face convey expression? Is it the nose, eyeball, ears, mouth, cheek, chin? Look in a mirror, try smiling, look sad, cross, surprised. What happens to your mouth when you smile, your eyebrows when you are surprised?

Sitting opposite a partner cover the lower and upper parts of the face with your hands so that only your eyes and eyebrows are showing, partner A looks alternately surprised, happy, sad, cross, puzzled etc while partner B tries to guess what the expression is. Experiment with different types of faces without masking the face. What do we do to make these expressions, how many can we make, guess?

Get the children to perform their favourite piece they created in front of everyone.

CIRCUS DANCING!

Illustrate these circus words with movement

Magic

Circus

Ringmaster Moustache Top Hat Funny Clown Applause Lion

Roar

Acrobat Balance

Bobby

The Great Levito Parade

Joey Performing Elephants Squirting Flower Trick

Whip

Circus Sign Poster

Drum

Tightrope

Ring

Juggler Unicycle Trapeze

Whistle

Big Top

Red Nose

Giraffe Unicycle

Ladder

Put into groups and get them to create freeze frames of the different words.

CIRCUS PARADE

1. Children form a circle. One person is chosen to be the leader.
2. The leader calls the name of a child and names an animal or circus performer.
3. The child does an imitation on the movements of the animal/person named.
4. AFTER THE CHARADES, all players form a line for a "Circus Parade" led by the leader.

The group moves around the room, each imitating the animal/person he/she represents... Variations: Play a round with sound imitations only—or a combination of sounds and movements...

Create a Mime piece - no words - just expression and movement

CIRCUS CHARACTERS

Ring Master, Tight Rope Walker, Jester, Food vendors, Elephant, Tiger, Dog, Seal, Lion, Lion Tamer, Fire Eater, Clown.

Pick one of the above and create movements based on that character. Create a dance piece introducing each character in to the circus ring until all characters are represented.


Use this traditional Circus Music

<https://www.youtube.com/watch?v=zjedLeVGcfE>

Can you find the hidden vegetables in this picture?

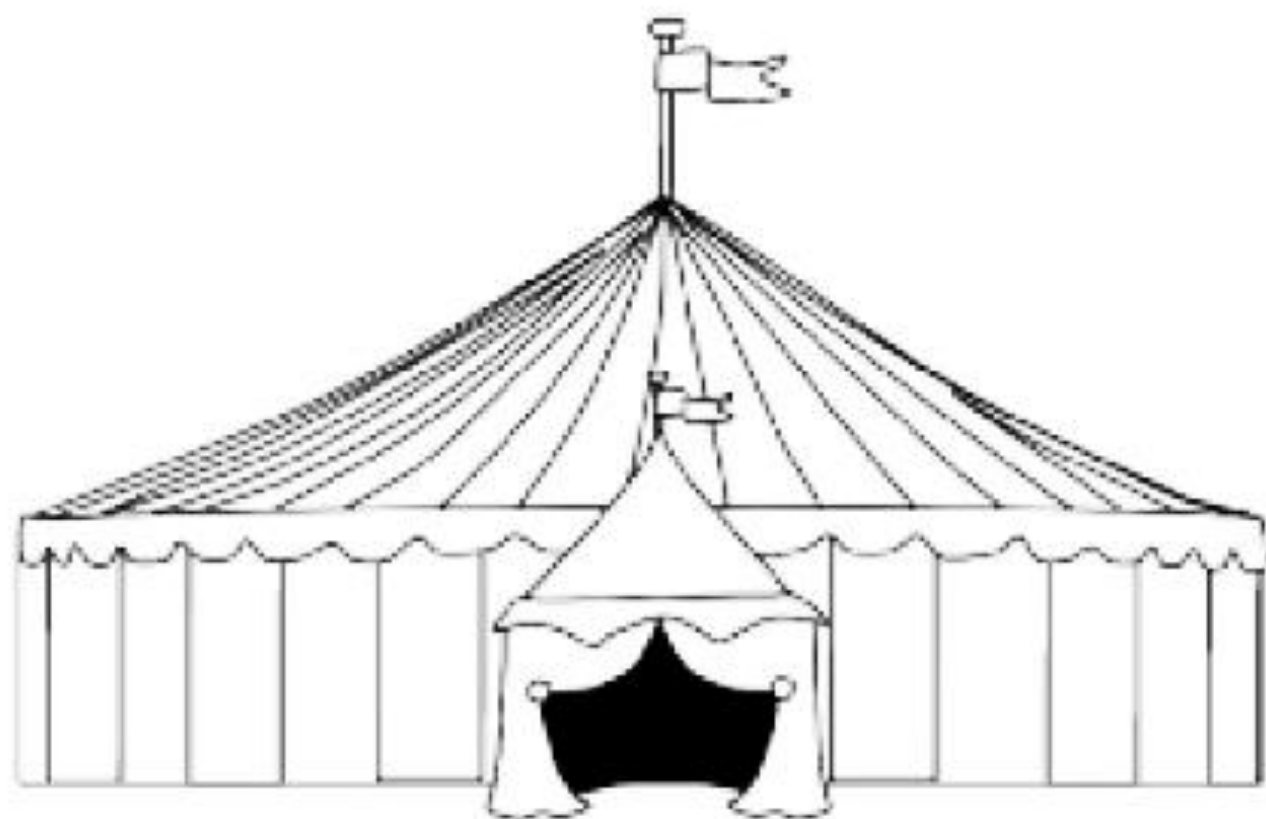
There are 10 hidden vegetables in this circus.


Can you find them? Color the picture and use it as a placemat. Ask an adult for help.



Cut along the dashed line, then glue up with the second page and tape or glue them together to make your placemat!

Name: _____








clever juggler

colour him in:





More Circus Fun

Circle the one that is different.





Count to twenty to make your way from the ticket booth to the big-top tent!

