

# Flying Helicopter


## Materials:

Paper

Scissors


Paper clip

Colours or markers



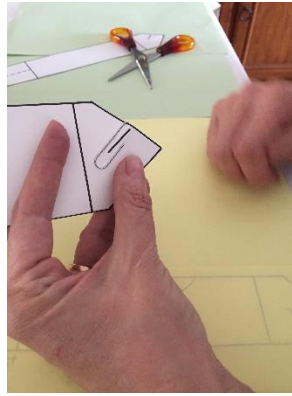
## Instructions:

1. Print out the template below
2. Colour or make a drawing within the lines. Get creative!
3. Cut out the template as shown



4. Fold the flaps





5. Place a paper clip where shown
6. Hold your helicopter vertically as high as you can, let go and see it fly!

Get creative with designs and even with materials! You can use cardboard old newspapers and find out which is the best flyer.

